


SYSTEM INFORMATION



LYNX-SPECTRA HR High-Resolution Color Product Inspection

Description

The high resolution product inspection system LYNX-SPECTRA HR is used for quality assurance in the pharmaceutical industry. Utilizing 3CCD-cameras, it offers extraordinarily high color separation which enables the safe fulfilment of tasks involving challenging color and contrast conditions. In combination with the largest software package, it provides unique inspection parameters and options. Inspection of products with minimal differences in color and shape within the same blister at high speed are no challenge for the system.



Area of Application

Applicable Objects:

- Tablets
- Oblongs
- Sugar-coated tablets
- Soft and hard gel capsules
- Medical Strips
- Special shapes
- Dialpacks etc.
- Sealed products

Inspection Criteria:

- Color
- Presence
- Size
- Shape
- Perimeter
- Position
- Broken products
- Overfilling
- Surface defects
- Consecutive error
- Particles
- Print on product

Highlights

- All blister geometries and combinations of product and packaging material can be recognised
- All parameters can be used simultaneously
- Homogenous, reproducible and adjustable illumination – 16 levels available
- Prime hardware and superb software package based on real-time operating system QNX®
- Inspection of various products in same blister possible
- Multi-camera systems for challenging applications
- Applicable for post-seal inspection



■ System

The utilisation of the real-time operating system QNX® enables high-speed data transfers and high failure safety.

Safety is increased by further advantages:

The modular built enables the expansion for future and increasing requirements. Thus, the system is future-proof.

The system is fully compliant to 21 CFR Part 11; format versions are saved separately. The memory contains up to 50 images which are the basis for an individual suggestion of parameter settings. This offers a higher level of security than standardized settings that the user needs to adjust according to his inclination. It also offers higher user comfort.

To increase the image resolution, multiple camera systems are used. The multiplexer can handle up to 15 cameras. For highest color precision, a water cooling system is installed.

The adjustable illumination and guided teach-in process make the system adaptable to almost every combination of product and packaging material and blister geometries. Only specialist applications need to undergo an in-house sampling at scanware.



■ Hardware

The CameraLink interface enables a safe data transfer even of large data. Compared to USB and FireWire, CameraLink enables a greater cable length. The evaluation unit offers high performance so all parameters can be used simultaneously at high speed.


Evaluation Unit

Evaluation unit	19 inch built, 42 TE
Industry PC for frame grabber	Compact PCI Bus Interface
Wide range power supply	95-230 V ~
Standard I/O System	DIO8/16/32/48/64
Expanded I/O System	TCP/IP, EtherCAT, Integrated PLC
Interfaces	2 x COM, 3 x USB, 2 x Ethernet, VGA
Hard drive	16 GB SSD, optional: 128 GB SSD
Frame grabber	scanware, for matrix and line cameras in black and white and color
Multiplexer	scanware, for up to 15 cameras



Illumination

Illumination	scanware, with up to 3,000 LEDs per unit
Illumination adjustment	scanware, 2 x 16 levels*
Illuminant	Nichia SMD-W-LED
Illumination types	Toplight, backlight, sidelight, diffuse light



* = Toplight and backlight are set separately over two individual channels



■ Software

The expert. Highest color separation with elaborate options.

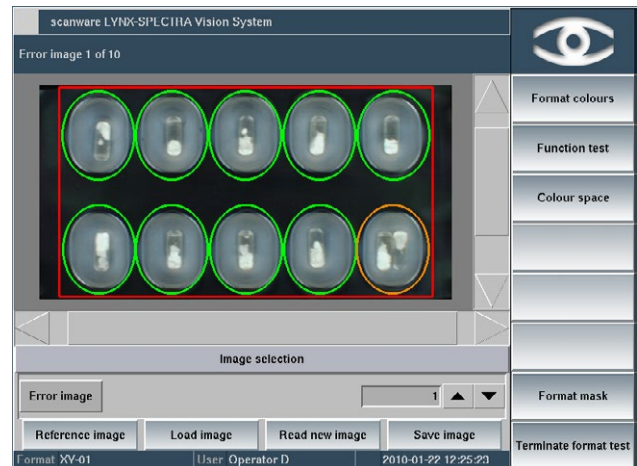
Thanks to using QNX®, the software runs in real-time. All features can be used simultaneously – at high speed.

Some of our extraordinary software features:

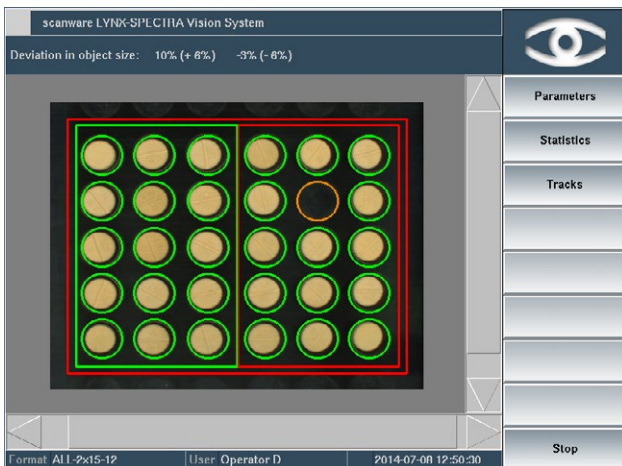
- Production report and format documentation
- Configurable machine stops
- Diagnosis of color, pocket, blister and error images
- Comprehensive Audit Trail
- Specialised algorithms such as x/y measurement, detection of upright objects – even the toughest tasks can be fulfilled



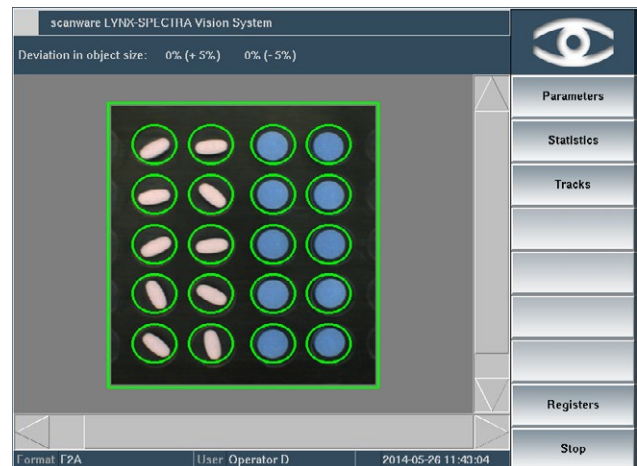
The recognition of upright objects reduces product ejections. Upright objects are identified as correct rather than ejected as too small.



Using x/y measurement is useful for various products, for example Medical Strips. For hard gel capsules with heterogeneous filling, varieties in distribution of products within the capsules can be evaluated.



With intermittent machines, the trigger instance varies depending on speed and other technical factors. To outbalance these, automatic mask tracking can be used.



Products with various shapes in the same blister can be inspected simultaneously. To do so, product-specific parameters are set.



Further Application Options



Japan Quality

Using multiple cameras, the product inspection according to Japan Quality Standards is possible. LYNX-SPECTRA HR recognises diminutive optical errors and tiny particles.



Special shapes

The software of LYNX-SPECTRA HR is equipped with a special algorithm for form recognition. Using multiple cameras, different products within one blister and a variety of shapes with minimal distinction can be recognised.



Minimal color varieties

The system's color separation power enables the distinction between colors that are the same to the naked eye. Thus, different colors in the same blister can be separated absolutely correct. No other system comes close to this precision and security.

Technical Data

Camera technology	3CCD, JAI
Camera interface	CameraLink
Camera resolution	1,024 × 768 to 4,096 × 768 pixels*

Max. number of images per minute	1,200
Colour resolution	16 million colours
Objects per image	224
Format storage	>1,000
Number of cameras	1-6

* = Valid for Japan Quality which uses 4 cameras

The scanware Benefits

- Modular built for a multitude of installation options
- Real-time operating system QNX® for security and speed
- Uniform graphical interface and easy-to-follow menu structure
- Fully 21 CFR Part 11 compliant
- Hard- and software are expandable and upgradable
- Wear-free, electronically controllable scanware W-LED illumination
- Easy to install on all common packaging machinery
- Communication with machine via a VDMA-XML protocol
- Simultaneous use of numerous inspection parameters
- Variety of statistical tools
- Development of special tasks and requirements on your request
- Availability of all parts guaranteed for 10 years
- Service offering solutions and support within 24 hours

LYNX-IMPERA	Line Management
LYNX-SPECTRA	Product Inspection
LYNX-SIGNUM	Code Inspection
LYNX-FOCON	Pore Detection
LYNX-CAPA	Track & Trace Solutions

scanware electronic GmbH

Darmstädter Straße 9-11
D-64404 Bickenbach
Telephone +49 6257 9352-0 Fax -22
info@scanware.de
www.scanware.de

International Distributors:

Algeria | Brazil | Canada | China | Costa Rica | Egypt
France | Greece | Italy | Morocco | Puerto Rico | Russia
South Korea | Spain | Switzerland | Tunisia | United
Kingdom | United States

Quality is visible.

